

1. The course structure, goals and requirements were clear



Statistics	Value
Response Count	179
Mean	4.34
Median	5.00
Standard Deviation	0.85

2. The materials provided for learning the course content (e.g. handouts, posted material, lab manuals) were clear



Statistics	Value
Response Count	179
Mean	4.13
Median	4.00
Standard Deviation	0.97

3. The assigned work helped your understanding of the course content



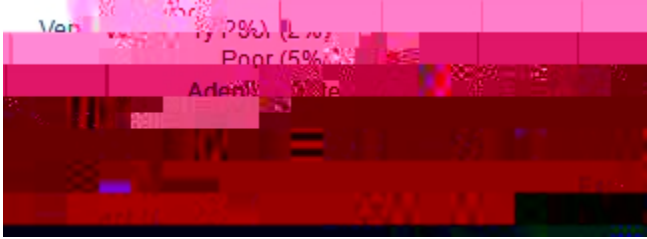
Statistics	Value
Response Count	179
Mean	4.21
Median	4.00
Standard Deviation	0.92

4. The course provided opportunities for you to become engaged with the course material, for example through class discussions, group work, student presentations, on-line chat, or experiential learning




Statistics	Value
Response Count	179
Mean	4.35
Median	5.00
Standard Deviation	0.84

5. The methods of assessment used to evaluate your learning in the course were fair



Statistics	Value
Response Count	174
Mean	4.22
Median	4.00
Standard Deviation	0.96

6. The course provided relevant skills and information (e.g. to other courses, your future career, or other contexts)





Statistics	Value
Response Count	178
Mean	4.34
Median	5.00
Standard Deviation	0.91

7. Overall, the course offered an effective learning experience




Statistics	Value
Response Count	178
Mean	4.26
Median	5.00
Standard Deviation	1.02




IV Additional Statments:

The Distance Education Onlinehelp Desk support provided (if required) was



Statistics	Value
Response Count	7
Mean	3.86
Median	4.00
Standard Deviation	0.69

The INFOLINE library service support provided (if required) was




Statistics	Value
Response Count	7
Mean	3.57
Median	3.00
Standard Deviation	0.79

The Distance Education Onlinehelp Desk support provided (if required) was




Statistics	Value
Response Count	4
Mean	3.75
Median	3.50
Standard Deviation	0.96



Statistics	Value
Response Count	

The Distance Education Onlinehelp Desk support provided (if required) was



Statistics	Value
Response Count	18
Mean	3.83
Median	4.00
Standard Deviation	0.71

The INFOLINE library service support provided (if required) was




Statistics	Value
Response Count	16
Mean	3.69
Median	4.00
Standard Deviation	0.70

The Distance Education Onlinehelp Desk support provided (if required) was



Statistics	Value
Response Count	6
Mean	4.00
Median	4.00
Standard Deviation	0.63

The Moodle course site orientation workshop was




Statistics	Value
Response Count	7
Mean	3.57
Median	4.00
Standard Deviation	0.53

The Distance Education Onlinehelp Desk support provided (if required) was




Statistics	Value
Response Count	28
Mean	3.89
Median	4.00
Standard Deviation	0.79


The INFOLINE library service support provided (if required) was




Statistics	Value
Response Count	29
Mean	4.00
Median	4.00
Standard Deviation	0.65



Statistics	Value





Statistics	Value
Response Count	4
Mean	4.50
Median	5.00
Standard Deviation	1.00
